



HARMONY IN **PAPUA
NEW GUINEA**



INVESTING IN PNG

2024 Papua New Guinea
Investment Week, Sydney

Steven Rooney

JSE ticker code HAR

NYSE ticker code HMY

**MINING WITH
PURPOSE**

PRIVATE SECURITIES LITIGATION REFORM ACT SAFE HARBOUR STATEMENT AND DISCLAIMER

FORWARD LOOKING STATEMENTS

This presentation contains forward-looking statements within the meaning of the safe harbour provided by Section 21E of the Exchange Act and Section 27A of the Securities Act of 1933, as amended (the “Securities Act”), with respect to our financial condition, results of operations, business strategies, operating efficiencies, competitive positions, growth opportunities for existing services, plans and objectives of management, markets for stock and other matters. These forward-looking statements, including, among others, those relating to our future business prospects, revenues, and the potential benefit of acquisitions (including statements regarding growth and cost savings) wherever they may occur in this presentation, are necessarily estimates reflecting the best judgment of our senior management and involve a number of risks and uncertainties that could cause actual results to differ materially from those suggested by the forward-looking statements. As a consequence, these forward-looking statements should be considered in light of various important factors, including those set forth in our integrated annual report. By their nature, forward-looking statements involve risk and uncertainty because they relate to future events and circumstances and should be considered in light of various important factors, including those set forth in this disclaimer. Readers are cautioned not to place undue reliance on such statements. Important factors that could cause actual results to differ materially from estimates or projections contained in the forward-looking statements include, without limitation: overall economic and business conditions in South Africa, Papua New Guinea, Australia and elsewhere; the impact from, and measures taken to address, Covid-19 and other contagious diseases, such as HIV and tuberculosis; high and rising inflation, supply chain issues, volatile commodity costs and other inflationary pressures exacerbated by the geopolitical risks; estimates of future earnings, and the sensitivity of earnings to gold and other metals prices; estimates of future gold and other metals production and sales; estimates of future cash costs; estimates of future cash flows, and the sensitivity of cash flows to gold and other metals prices; estimates of provision for silicosis settlement; increasing regulation of environmental and sustainability matters such as greenhouse gas emission and climate change, and the impact of climate change on our operations; estimates of future tax liabilities under the Carbon Tax Act (South Africa); statements regarding future debt repayments; estimates of future capital expenditures; the success of our business strategy, exploration and development activities and other initiatives; future financial position, plans, strategies, objectives, capital expenditures, projected costs and anticipated cost savings and financing plans; estimates of reserves statements regarding future exploration results and the replacement of reserves; the ability to achieve anticipated efficiencies and other cost savings in connection with past and future acquisitions, as well as at existing operations; fluctuations in the market price of gold and other metals; the occurrence of hazards associated with underground and surface gold mining; the occurrence of labour disruptions related to industrial action or health and safety incidents; power cost increases as well as power stoppages, fluctuations and usage constraints; ageing infrastructure, unplanned breakdowns and stoppages that may delay production, increase costs and industrial accidents; supply chain shortages and increases in the prices of production imports and the availability, terms and deployment of capital; our ability to hire and retain senior management, sufficiently technically-skilled employees, as well as our ability to achieve sufficient representation of historically disadvantaged persons in management positions or sufficient gender diversity in management positions or at Board level; our ability to comply with requirements that we operate in a sustainable manner and provide benefits to affected communities; potential liabilities related to occupational health diseases; changes in government regulation and the political environment, particularly tax and royalties, mining rights, health, safety, environmental regulation and business ownership including any interpretation thereof; court decisions affecting the mining industry, including, without limitation, regarding the interpretation of mining rights; our ability to protect our information technology and communication systems and the personal data we retain; risks related to the failure of internal controls; our ability to meet our environmental, social and corporate governance targets; the outcome of pending or future litigation or regulatory proceedings; fluctuations in exchange rates and currency devaluations and other macroeconomic monetary policies, as well as the impact of South African exchange control regulations; the adequacy of the Group’s insurance coverage; any further downgrade of South Africa’s credit rating and socio-economic or political instability in South Africa, Papua New Guinea, Australia and other countries in which we operate; changes in technical and economic assumptions underlying our mineral reserves estimates; geotechnical challenges due to the ageing of certain mines and a trend toward mining deeper pits and more complex, often deeper underground, deposits; and actual or alleged breach or breaches in governance processes, fraud, bribery or corruption at our operations that leads to censure, penalties or negative reputational impacts.

The foregoing factors and others described under “Risk Factors” in our Integrated Annual Report (www.har.co.za) and our Form 20-F should not be construed as exhaustive. We undertake no obligation to update publicly or release any revisions to these forward-looking statements to reflect events or circumstances after the date of this annual report or to reflect the occurrence of unanticipated events, except as required by law. All subsequent written or oral forward-looking statements attributable to Harmony or any person acting on its behalf are qualified by the cautionary statements herein.

Competent Person’s statement

The information in this presentation that relates to Mineral Resources or Ore Reserves has been extracted from our Reserves and Resources statement published on 30 June 2024. Harmony confirms that it is not aware of any new information or data that materially affects the information included in the statement, in the case of Mineral Resources or Mineral Reserves, that all material assumptions and technical parameters underpinning the estimates in the original release continue to apply and have not materially changed. Harmony confirms that the form and context in which the competent person’s findings are presented have not been materially modified from the original release.



WHO WE ARE

**MINING WITH
PURPOSE**

HARMONY IN **PAPUA
NEW GUINEA**

HARMONY, A GOLD MINING SPECIALIST WITH A GROWING INTERNATIONAL COPPER FOOTPRINT



Almost 75 years' gold mining experience in South Africa and active in PNG for close on 25 years

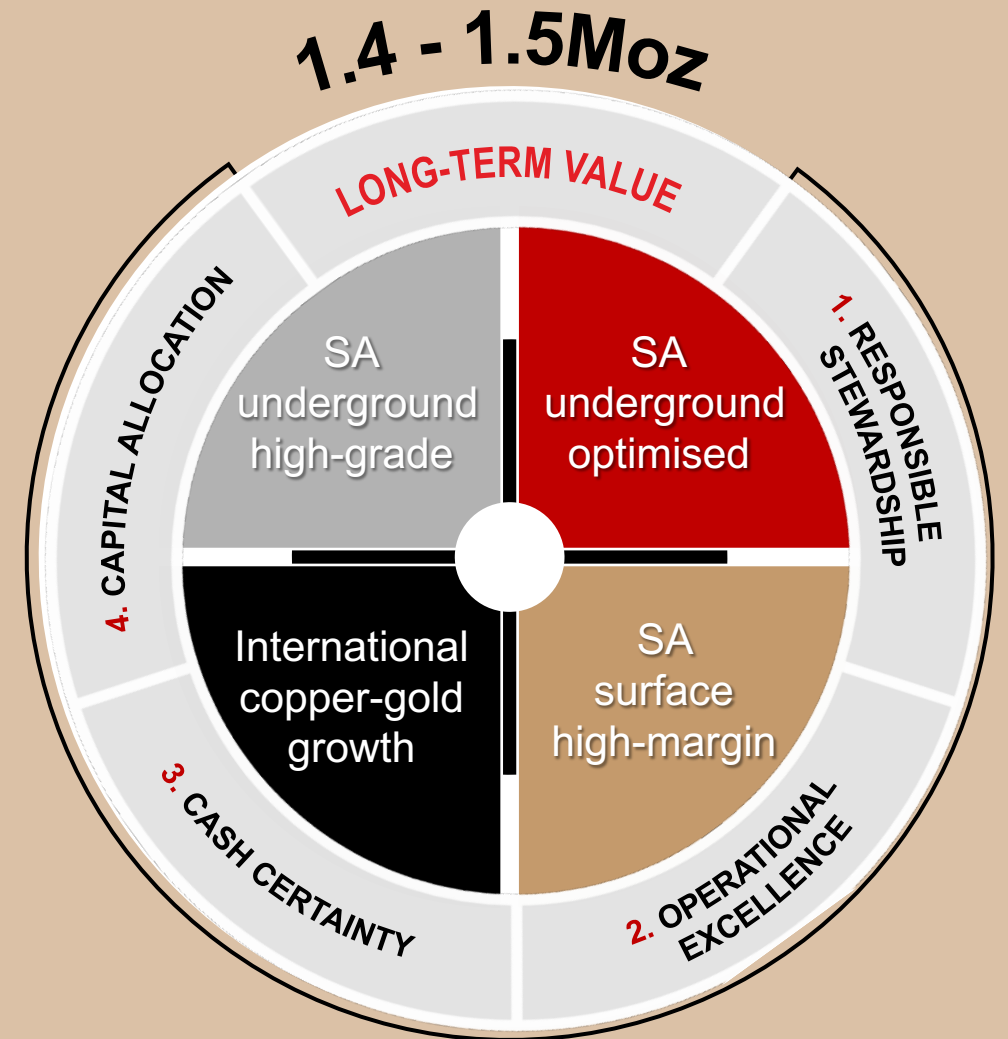
FY24 ¹ gold production	Mineral Resources ²	Mineral Reserves ³	Operating mines	Surface retreatment operations	Copper-gold growth projects
1.56Moz⁴ South Africa's largest gold producer	136.5Moz⁴ Significant resource base placing Harmony in global top 10	40.3Moz⁴ Higher quality ounces as we invest in grade and margin	11 9 underground and 2 open-pit mines	4 Largest gold tailings retreatment business globally at 246koz ⁴ in FY24 ¹	2 Wafi-Golpu (Papua New Guinea) and Eva Copper (Australia)

1. FY24: financial year ended 30 June 2024
 2. Mineral Resources as at 30 June 2024, including Eva Copper
 3. Mineral Reserves as at 30 June 2024, include Wafi-Golpu, but does not include Eva Copper. Mineral Reserves for Eva Copper will be declared once feasibility study completed
 4. Units: oz - ounces; koz - thousand ounces; Moz - million ounces

OUR STRATEGY: SAFE, PROFITABLE OUNCES AND IMPROVING MARGINS...

...through
operational
excellence and
value-accretive
acquisitions

Investing in quality ounces and diversifying into copper



- **SA underground optimised:** Doornkop, Kusasalethu, Joel, Target 1, Tshepong North, Tshepong South and Masimong
- **SA underground high-grade:** Moab Khotsong and Mponeng
- **SA surface high-margin:** Mine Waste Solutions and other tailings retreatment operations, rock dumps and Kalgold
- **International:** Hidden Valley, Eva copper project and Wafi-Golpu copper-gold project



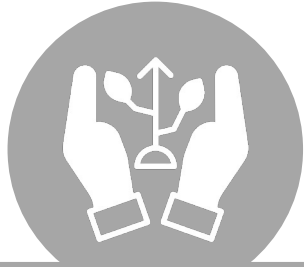
**OUR ACTIVITIES
IN PNG**

**MINING WITH
PURPOSE**

HARMONY IN **PAPUA
NEW GUINEA**




DELIVERING ON OUR STRATEGY IN PNG: CONSISTENT, SUSTAINABLE PERFORMANCE, QUALITY OUNCES, STRONG CASH FLOWS



Responsible stewardship

demonstrated through embedded sustainability

- Exemplary safety record maintained at Hidden Valley
- Partner of choice, sharing benefits with all our stakeholders and minimising our negative impacts to ensure a lasting positive legacy



Operational excellence

delivery on operational plans


- Consistently meeting guidance – Hidden Valley outperformed in FY24
- Higher grades led to a 17% increase in gold produced and an increase of 41% in silver production
- Stable and predictable cost base
- Good cost control with the all-in sustaining cost decline
- Fully engineered waste dumps and AMCOL compliant TSF facility
- Harmony CEO award FY24



Cash certainty

generating consistent positive free cash flows

- Operating free cash flow improved significantly to US\$117 million in FY24
- Resulted in a higher operating free cash flow margin (gold price influenced)
- Good cost control with the all-in sustaining cost decline



Capital allocation

continually improving portfolio quality

- In Papua New Guinea:**
- Hidden Valley extension studies commenced
 - Kerimenge opportunity assessments underway

HARMONY IN PAPUA NEW GUINEA – KEY DATA FY24



**Gold
produced**

164 000oz

Papua
New
Guinea

11%


Contribution
to Harmony



**Operating capital
expenditure**

**US\$82
million**

18%



Employees
(including contractors)

2 264

5%



**Mineral
Reserves**
at 30 June 2024
(gold and gold equivalents)

17.7Moz

44%





PAPUA NEW GUINEA – HIDDEN VALLEY

- Wholly owned, open-pit, gold and silver mine in Morobe Province
- Mineral Reserve of 1.0Moz and an inclusive Mineral Resource of 2.6Moz as at 30 June 2024
- Current life of mine (LoM) of five years (to FY29)
- Stage 8 waste stripping commenced
- Exploring opportunities to extend LoM beyond FY29 – studies underway
- Second TSF currently under construction



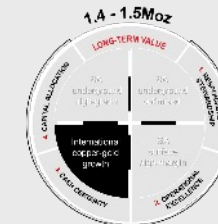
HIDDEN VALLEY – FY24 HIGHLIGHTS

FY24 HIGHLIGHTS:

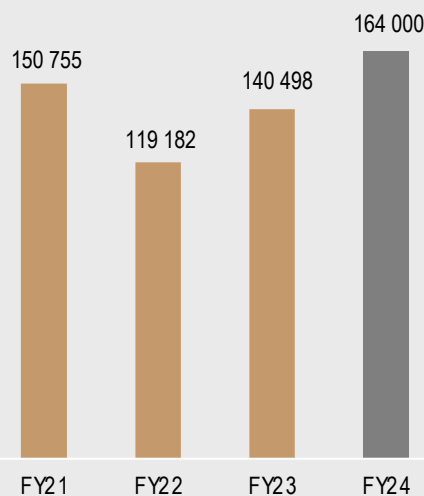
 Gold production increased by 17%	 Operating free cash flow margin 35%	 Operating capital expenditure US\$82m	 Life-of-mine* 5 years <small>* Further life-of-mine extension studies underway</small>
---	--	--	--

OUTLOOK:

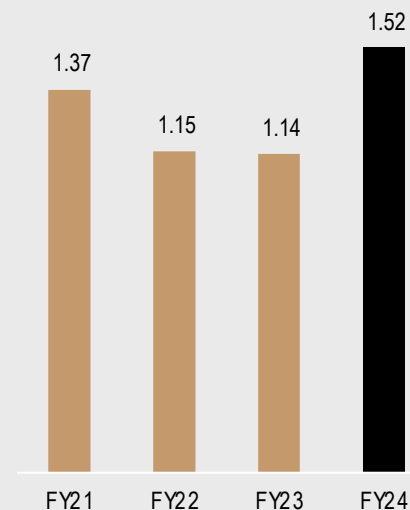
- Progress Stage 8 stripping
- Life-of-mine extension studies for potential Stage 9 which will extend Hidden Valley production beyond FY29



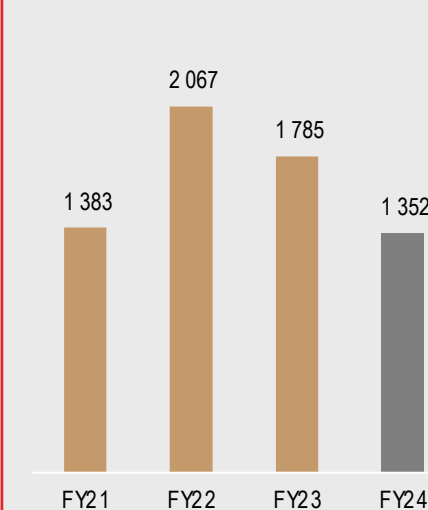
Production
Oz



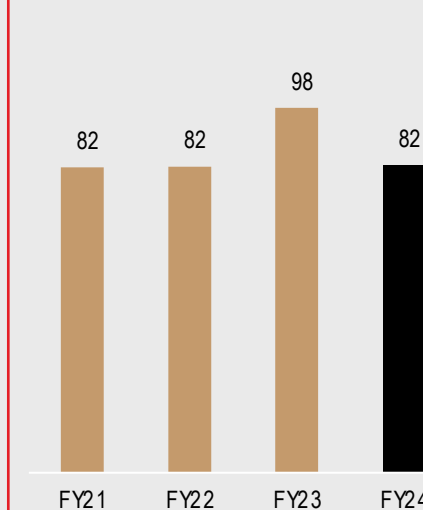
Recovered grade
g/t



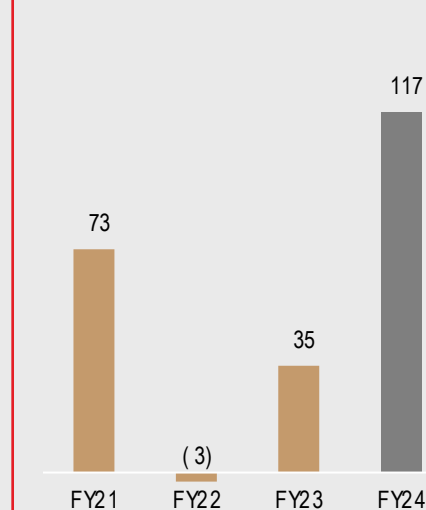
All-in sustaining costs
US\$/oz



Capex
US\$m



Free cash flow
US\$m



PAPUA NEW GUINEA: WAFI-GOLPU PROJECT

MINING WITH
PURPOSE

- A Tier 1 copper-gold project
- Discussions continue on outstanding permitting
- Mining Development Contract
- Supporting agreements for Special Mining Lease (SML)
- Feasibility study update to begin post SML agreement
- Estimated average annual production*:
 - 180 000t** copper
 - 250 000oz** gold
- Estimated grades*:
 - Gold: 0.86g/t
 - Copper: 1.2%

* Subject to feasibility study update

** 100% attributable



PAPUA NEW GUINEA: KERIMENGE EXPLORATION

- Concept study completed
 - Metallurgical performance in line with earlier work and expectations
- Resource estimation completed from exploration drilling campaigns
- Pre-feasibility study, informed by updated resource inventory and metallurgical testwork results and targeting, improved estimation of project economics – will be completed by FY26
 - Proximity to Hidden Valley – 7km



AUSTRALIA: EVA COPPER

- Conditional grant funding of A\$20.7 million from Queensland Government
- Forecast annual production (subject to feasibility study outcomes):
 - Copper: 50 000-60 000t
 - Gold: ~14 000oz
- All-in sustaining cost projected to be in middle of global cost curve
- First copper targeted for FY28



* Figures subject to feasibility study update



**OUR
CONTRIBUTION
TO PAPUA NEW
GUINEA**

JSE ticker code	HAR
NYSE ticker code	HMY

**MINING WITH
PURPOSE**

CREATING VALUE FOR EMPLOYEES – FY24

- Total workforce in PNG:
2 264 people
 - including 1 465 permanent employees, 799 contractors
- **97%** of employees are PNG nationals
- **40%** of employees reside in local/host communities
- **14%** of workforce are women
- **10%** of leadership management are women
- **75%** of leadership are PNG nationals
- **PGK154.8 million** (US\$41.5 million) spent in salaries and wages
- **PGK6.2 million** (US\$1.7 million) spent on training and development



CREATING VALUE FOR COMMUNITIES – FY24

- Community spend totaled **PGK564 million** (US\$150 million)
- Made up of:
 - Royalties direct to communities **PGK13.7 million** (US\$3.7 million)
 - In-country procurement and enterprise / supplier development **PGK541 million** (US\$144 million)
 - Mine community development initiatives (Hidden Valley MOA, Benefit Sharing Agreement) **PGK5.3 million** (US\$1.4 million)
 - Corporate Social Investment (beyond compliance) **PGK3.8 million** (US\$1.0 million)



MINING WITH
PURPOSE

CREATING VALUE FOR PNG – FY24

- Paid to government in total **PGK75.5 million** (US\$20.2 million)
- Made up of:
 - **PGK15.6 million** (US\$4.2 million) paid in government taxes
 - **PGK17.4 million** (US\$4.7 million) paid in royalties to government
 - **PGK42.4 million** (US\$11.4 million) paid in personal income tax on behalf of employees
- Total royalty payments* made to the PNG government project to date: **PGK244 million** (US\$71.2 million)

** Paid in terms of 2005 Memorandum of Agreement, does not include taxes*



ENVIRONMENTAL STEWARDSHIP FY24

PGK12 million
(US\$3.2 million)

spent on
environmental management
in PNG

PGK5.1 million*
(US\$1.4 million)

invested in advancing closure
planning and rehabilitation strategies
and regulatory engagement for safe
and stable closure landforms
(Hidden Valley)

*value is included in environmental management
spend

COMMUNITY SOCIAL INVESTMENT

Delivering projects which aim to foster sustainable development, support the UN Sustainable Development Goals, and leave a legacy beyond life of mine



COMMUNITY DEVELOPMENT – INFRASTRUCTURE PROJECTS

Road maintenance

- Nauti Road (complete) and Winima Road (in progress)
- Maintenance being carried out by Never Quit Civil Contractors of Bulolo
- Work is at a project cost of PGK1.8 million (partial funding of PGK800 000 from the BSA) and PGK189 000 respectively



Bridge improvements

- New installation at Winima (Bulolo River vehicle bridge) has been completed
- Watut River vehicle bridge at Nauti under construction for a combined cost of PGK792 000



Water supply

- Kaisenik water supply project underway and progressing well
- Being carried out between Wau Rural LLG and MCGL at a cost of PGK140 000



School road grading

- 260 meters of grading on Samuna Primary School Road was carried out and completed by Never Quit Civil Contractors (local) at a cost of PGK26 000



COMMUNITY DEVELOPMENT – COFFEE PROGRAM

Tia Hanama Weta Cooperative Society (Greater Nauti area)

Total sales since 2018	This season		
PGK622 768	328 bags sold	16 381kg of product	PGK79 614 revenue

Trial supply to Port Moresby Hilton Hotel, Hidden Valley Mine, and Eva Copper Mine ongoing

Coffee nursery

3 Nursery sheds built	18 000 Seedlings on launch	30 Coffee pulpers donated to villages
------------------------------	-----------------------------------	--

Permanent coffee solar dryers

Total project costs	30 sheds built		
PGK167 186	10 in Nauti (complete)	10 in Kuembu (complete)	10 in Winima (in progress)



COMMUNITY DEVELOPMENT – AGRICULTURE PILOT PROJECTS

Potato project

- Established at Nauti and Winima ML151 landowner villages, subsidiary villages of Akikanda, Plaramanga and ME82 landowner village of Biawen
- Potato project extended to other surrounding villages of Werewere and Masama
- Total costs:
PGK76 000



Fish project

- Fish pilot project trialed at Winima (earthen pond) and Tanam (concrete pond)
- 1 610 fingerlings stocked. Fish three months old
- Future plan to established fingerlings hatchery at Portion 8 (Wau)
- Total costs:
PGK17 184



Honeybee project

- Established to support coffee production for greater pollination
- Piloted in Nauti, Kuembu and Winima with two farmers per village
- Bees shown to be producing honey
- Total costs:
PGK68 000



COMMUNITY DEVELOPMENT – EDUCATION PROGRAMS

	Employee Dependants School Fees Program	University Scholarships Program	Hidden Valley Mine Trust (Benefit Sharing Agreement)	Trades and Apprentice Training
Overview of initiative	Contribution to school fees for employees' dependants	Targets Morobe Province students undertaking a recognised undergraduate or diploma-level course in a mining-related field (engineering, business, geology, surveying, metallurgy and environmental science)	Provides school fees assistance for children and youth from Nauti, Kuembu and Winima (Hidden Valley landowner) villages	Develop trades skills internally within the business in conjunction with the National Apprenticeship Trades Testing Board. Personnel remain employed when sent to Port Moresby institutes for one week.
Year started	2011	2022	2023	2018
2024 beneficiaries	468 students	Eight tertiary students	159 students	14 employees
Beneficiaries since program inception	Over 6 000 children over mine life	18 tertiary students	194 students from landowner villages	41 employees
program expenditure since inception	PGK13.3 million	PGK0.26 million	PGK1.0 million	PGK3.9 million

- Access to education remains a significant issue in Papua New Guinea, particularly in remote and rural areas
- We support education initiatives that aid our host communities in Morobe Province and more broadly across Papua New Guinea

CONCLUSION

- Hidden Valley operates to exceptional safety standards
- Hidden Valley Mine Extension studies underway
- Hidden Valley operates to PNG and International operational and environmental standards
- Hidden Valley is committed to:
 - local infrastructure development
 - sustainable agriculture programs
 - supporting law and order in the region
 - the Hidden Valley Landowners and broader Wau / Bulolo area to leave a positive legacy post mine closure





THANK YOU

FACEBOOK:

facebook.com/hiddevvalleymine

www.harmony.co.za

HARMONY IN **PAPUA
NEW GUINEA**

**MINING WITH
PURPOSE**

